



Adults and Communities Performance 2023/24

April 2023 to March 2024

Performance Rating and Progress

 Performing **better** than the latest national average or local target

 Performing **similar** to the latest national average or local target

 Performing **below** the latest national average or local target



Performance has **improved** on last year






Performance is **similar** to last year




Performance is **not as good** as last year

PREVENT NEED

Leicestershire County Council's Strategic Plan 2022-26	Safe and Well Carers and People with care needs are supported to live active, independent, and fulfilling lives
--	---

Measure	Description	Aim	Rating	Progress	2023/24 Performance	2022/23 Performance
Local	% of sequels that 'Prevent Need'	Target Band Width	55% - 60% Local target 2023/24		49.2%	56.7%
ASCOF 3C	% of SUs who find it easy to find information	High	67.2% 22/23 Nat. Ave.		59.3%	61.8%
ASCOF 3C	% of carers who find it easy to find information	High	57.7% 21/22 Nat. Ave.		56.1%	49.4% (2021/22)

Measure	Description	Aim	Rating	Progress	2023/24 Performance	2022/23 Performance
Local	Hours of Volunteering (Heritage & libraries)	High	17.3k Local target 2023/34		19.6k	17.3k

Leicestershire County Council's Strategic Plan 2022-26	Great Communities Cultural and historical heritage are enjoyed and conserved
--	--

Measure	Description	Aim	Rating	Progress	2023/24 Performance	2022/23 Performance
Local	Heritage visits	High	133.5k Local target 2023/34	▲	134.1k	127.1k
Local	Library visits	High	545.3k Local target 2023/34	▲	615.1k	539.9k
Local	Total library loans	High	2,260.7k Local target 2023/34	▲	2,384.5k	2,260.7k
Local	Junior loans	High	815.0k Local target 2023/34	▲	833.3k	805.3k
Local	E-loans	High	908.0k Local target 2023/34	▲	1,006.6k	908.0k
Local	Total community library issues	N/A	For Information Only	N/A	305.2k	295.2k
Local	Community library children's issues.	N/A	For Information Only	N/A	180.1k	173.9k
Local	Attendances at Creative Learning Service workshops	High	17.1k Local target 2023/34	▲	22.0k	17.1k

Leicestershire County Council's Strategic Plan 2022-26	Strong Economy, Transport, and Infrastructure There is close alignment between skill supply and demand
--	--

Measure	Description	Aim	Rating	Progress	2023/24 Performance	2022/23 Performance
Local	LALS Success Rate	High	90% Local Target 2023/24	◀▶	85.3% (Position at March 2024)	84.6% (Position at March 2023)

REDUCE NEED

Leicestershire County Council's Strategic Plan 2022-26	Improved Opportunities Young people and adults are able to aim high and reach their full potential
--	--

Measure	Description	Aim	Rating	Progress	2023/24 Performance	2022/23 Performance
ASCOF 2E	% of people living at home or with family	High	80.5% 22/23 Nat. Ave.	◀▶	86.3%	85.6%

Leicestershire County Council's Strategic Plan 2022-26	Safe and Well Carers and People with care needs are supported to live active, independent, and fulfilling lives
--	---

Measure	Description	Aim	Rating	Progress	2023/24 Performance	2022/23 Performance
Local	% of sequels that 'Reduce Need'	Target Band Width	18% - 23% Local target 2023/24	◀▶	17.4%	16.3%
ASCOF 5A	% of SUs who had as much social contact as they would like	High	44.4% 22/23 Nat. Ave	▲	44.9%	38.7%
ASCOF 5A	% of carers who had as much social contact as they would like	High	28.0% 21/22 Nat. Ave.	◀▶	25.4%	24.7% (2021/22)
Local	Number of people awaiting a care assessment	Low	<1,575 Position as at 1 st Jan 2023	▲	773 End of March 2024	1,334 End of March 2023
Local	Number of people awaiting a care assessment for more than six months	Low	<71 Position as at 1 st Jan 2023	▲	36 (5% of total waiting at end of Mar-24)	116 (9% of total waiting at end of Mar-23)

DELAY NEED

Leicestershire County Council's Strategic Plan 2022-26	Safe and Well Carers and People with care needs are supported to live active, independent, and fulfilling lives
--	---

Measure	Description	Aim	Rating	Progress	2023/24 Performance	2022/23 Performance
Local	% of sequels that 'Delay Need'	Target Band Width	10% - 15% Local target 2023/24	▲	19.1%	12.8%
ASCOF 2A	% of people who had no need for ongoing services following reablement	High	77.5% 22/23 Nat. Ave	▲	89.6%	87.8%
ASCOF 2D <i>*BCF*</i>	Living at home 91 days after hospital discharge and reablement	High	82.3% 22/23 Nat. Ave	◀▶	88.4%	89.2%
ASCOF 2B	Permanent admissions to care (aged 18-64) per 100,000 pop.	Low	14.6 per 100k pop. 22/23 Nat. Ave	▼	13.7 per 100k Pop. Actual 58 Admissions in 23/24	12.1 per 100k Pop. Actual 51 Admissions in 22/23
ASCOF 2C <i>*BCF*</i>	Permanent admissions to care (aged 65+) per 100,000 pop.	Low	560.8 per 100k pop. 22/23 Nat. Ave	▲	511 per 100k Pop. Actual 798 Admissions in 23/24	553 per 100k Pop. Actual 824 Admissions in 22/23

MEET NEED

Leicestershire County Council's Strategic Plan 2022-26	Safe and Well Carers and People with care needs are supported to live active, independent, and fulfilling lives
---	---

Measure	Description	Aim	Rating	Progress	2023/24 Performance	2022/23 Performance
Local	% of sequels that 'Meet need'	Target Band Width	7% - 12% Local target 2023/24	◀▶	14.3%	14.3%
ASCOF 3D	Adult aged 18+ receiving direct payments	High	26.2% 22/23 Nat. Ave	◀▶	35.4%	36.2%

Leicestershire County Council's Strategic Plan 2022-26	Safe and Well People at most risk are protected from harm
---	---

Measure	Description	Aim	Rating	Progress	2023/24 Performance	2022/23 Performance
ASCOF 4A	% of service users who say that services have made them feel safe	High	87.1% 22/23 Nat. Ave.	▼	82.5%	85.3%
ASCOF 4B	% of safeguarding enquiries where the identified risk was reduced or removed		New ASCOF metric for 2023/24 No national figures yet available	▲	96%	90%
Local	% of service users who received their annual review	High	57.1% 22/23 Nat. Ave	▼	73.5%	76.4%

This page is intentionally left blank